



District Report Card: 2017


State: Bihar	District: Darbhanga
Class: 5	Subject: Language
Schools: 15	Students: 293


Participation/Coverage


Students

<div>GENDER</div> <div></div>	Boys				Girls			
	Number		%		Number		%	
	129		44.03		164		55.97	

<div>AREA</div> <div></div>	Rural				Urban			
	Number		%		Number		%	
	293		100.00		0		0.00	

<div>CATEGORY</div> <div></div>	SC		ST		OBC		GEN	
	Number	%	Number	%	Number	%	Number	%
	29	9.90	0	0.00	169	57.68	95	32.42

<div>CWSN</div> <div></div>	LD	VI	HI	S&LD	ID	Oth
	0	0	1	1	1	1

<div>Management</div> <div></div>	Government				Government-aided			
	Number		%		Number		%	
	293		100.00		0		0.00	

Average Performance of Students in Language (%)

Overall	Gender		Area		Management		Social Group			
	Male	Female	Rural	Urban	Govt.	Aided	SC	ST	OBC	GEN
50.31	50.85	49.88	50.31	0.00	50.31	0.00	46.21	0.00	48.92	54.04

Performance on Learning Outcomes (LOs)

Learning Outcomes	Description	Average Performance(%)
L504	Reads and comprehends independently storybooks, news items/ headlines, advertisements etc.	47.71
L508	Reads text with comprehension, locates details and sequence of events	51.60

Range of Performance of Students who Answered Correctly							
Below 30%		30% - 50%		50% - 75%		Above 75%	
Number	%	Number	%	Number	%	Number	%
44	15.02	97	33.11	121	41.30	31	10.58

Lowest Performing Learning Outcomes (LOs)

- 1 - Reads and comprehends independently storybooks, news items/ headlines, advertisements etc. (47.71)
- 2 - Reads text with comprehension, locates details and sequence of events (51.60)